

Underground electro-mechanical operator

for residential swing-leaf gates with single-leaf width of 3.50 m and max weight of 500 kg
See graph on page 47

CE



- Invisible operator.
- Access to the operator is possible without removing the leaf.
- Protection class IP 67.
- New control unit with anti-crushing device and virtual encoder with reverse function upon detection of obstacle.
- Emergency battery to ensure operation in case of a power cut (optional).

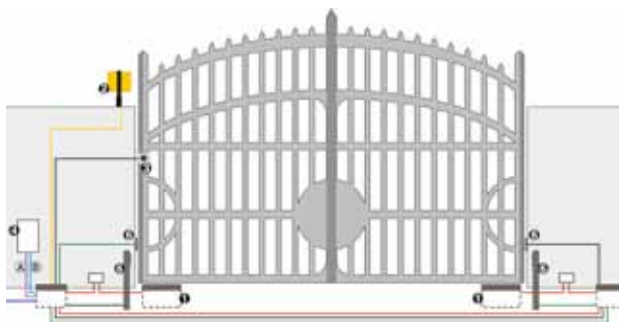


- **New 770N version with new design available from June 2012.**

DIMENSIONS AND TECHNICAL SPECIFICATIONS OF 770 / 770N - 24 Vdc

Reduction ratio	1:1418
Power supply voltage	24 Vdc
Absorbed power	70 W
Absorbed current	3 A
Max traction thrust force	300 Nm
Angle speed	6°/sec
Type and frequency of use at 20 °C	100%
Leaf max. opening angle	110° (140° and 180° with optional kit)
Leaf max. width	3.5 m (110°), 3 m (180° with optional opening kit), 2.5 m (140° with optional opening kit)
Weight	12 kg (with carrier case 14 kg)
Protection class	IP 67
Operator dimensions	360x150x140 mm
Operating ambient temperature	-20 °C to +55 °C
Carrier case dimensions	430 x 307.5 x 214
Operating ambient temperature	-20 °C to +55 °C
Carrier case dimensions	430 x 307.5 x 214 mm

EXAMPLE OF A TYPICAL INSTALLATION



■ (A) Low voltage cabling

- 3 cables 3x0.50
- 1 cable 2x0.50

■ (B) Power cabling (230 V)

- 2 cables 3x1.50+T
- 1 cable 2x1.5+T
- 1 cable 2x1.5

N.B.: Cable sections in mm²

Ref.	Q.ty	Description	Item code
①	2	Operators 770 - 24 Vdc	106753
④	1	Control unit E024S with enclosure	790286
	2	Carrier cases with key-operated release system	490065
⑤	1	Frequency module XF 433	319006
	1	Two-channel transmitter XT2 433 SLH LR	787007
②	1	Flashing lamp FAACLIGHT 24 Vdc	410014
⑥	2	Pair of photocells XP 15B	785149
⑥	2	Aluminium columns for XP 15B	401039
	2	Foundation plates for columns	737637
③	2	Key-operated push-button T10E	401019001/36
	1	Plastic enclosure to be walled in	720086

Notes

IMPORTANT: The configuration does not include the safety devices (i.e.: active or passive safety edges) that are to be determined according to the specific "risk analysis" of each installation (Ref.: UNI-EN 12445 and 12453 European Standards).

• The indicated price does not include the installation costs and the expenses for masonry, electrical and metalwork preparations.

770 - 24 VDC

Model	Use			Control unit	Item code
	Single-leaf max. width (m)	Max. weight (kg)	Use frequency (cycles/hour)		
770 - 24 Vdc	2 (3.5 with electric lock)	500	Continuous use	Not included	106753
NEW 770 - 24 Vdc	2 (3.5 with electric lock)	500	Continuous use	Not included	106754

The **770/770N 24 Vdc operator package** includes: an electro-mechanical operator, installation accessories, two release keys.

The **carrier case package** includes: a carrier case, a cover in stainless steel, a leaf support bracket with a lever release system, two release keys and installation accessories. (*) See graph below.

CONTROL UNITS



Control unit E 124
Technical specifications page 142

Item code 790284

Control unit E 024S
Technical specifications page 141

Item code 790286

Emergency battery kit (*)
(only for E 124)

Item code 390926

Emergency battery kit XBAT 24
(not for E 124)

Item code 390923

BUS XIB interface
(if E024S board is used with non-BUS photocell)

Item code 790062

SPECIFIC ACCESSORIES



Encoder unit for 770N



Item code 404035

NEW Carrier case in stainless steel
with release system (Patented)

Item code 490110

Release lock with customised key
from no. 1 to no. 36

Item code 712501001 to 712501036

140° opening kit

Item code 390612

Receiving-transmitting module X-COM

Item code 787150

Carrier case with release system
(Patented)

Item code 490065

Magnetic travel limit kit

Item code 490126

NEW 180° opening kit

Item code 490111

X-COM BOX module

Item code 790061

Internal opening mechanical stop

Item code 722121

Couple of carrier cases without release system

Item code 490140

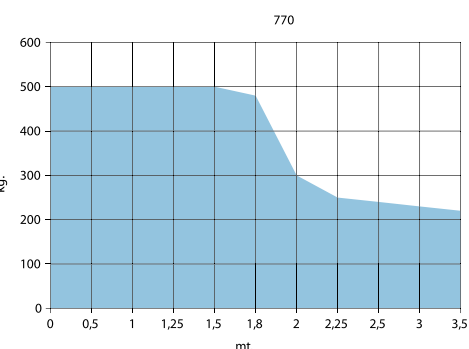
Internal closing mechanical stop

Item code 722122

Release lever
(for code 490140)

Item code 424010

Anta mt.	Kg
0	500
0,5	500
1	500
1,25	500
1,5	500
1,8	480
2	300
2,25	250
2,5	240
3	230
3,5	220




Notes

- **IMPORTANT:** the 770 - 24 Vdc operator must be supplied with a carrier case.
- You'll need the following for a two-leaf gate: two operators, two carrier cases and an control unit.
- In the event of a power cut, the battery kit provides 15 opening and closing cycles.
- (*) The 2 Pb standard batteries are not supplied by FAAC. 12 V/4Ah needed. Dimensions: 90x70x108 mm.

OTHER ACCESSORIES



Key-operated push-buttons
page 159



Photocells and Columns
page 163



Safety devices
page 166



Flashing lamps
page 167



Transmitters
page 156



Various accessories
page 168